


# G.LOOMIS SPEY + SWITCH LINE RECOMMENDATION CHART

# AIRFLO FLY LINES

| ASQUITH SPEY |      |        | Sink-tip Spey Lines |               |              | Surface & Near Surface Spey Lines |                |            |
|--------------|------|--------|---------------------|---------------|--------------|-----------------------------------|----------------|------------|
| Model        | Line | Length | Skagit Compact      | Skagit Switch | Skagit Scout | Rage Compact                      | Scandi Compact | Long Belly |
| ASQ 6129-4   | #6   | 12'9"  | N/A                 | 390 gr.       | 390 gr.      | 360 gr.                           | 360 gr.        | 6/7        |
| ASQ 7130-4   | #7   | 13'    | 540 gr.             | 510 gr.       | 480 gr.      | 450 gr.                           | 450 gr.        | 7/8        |
| ASQ 8136-4   | #8   | 13'6"  | 600 gr.             | N/A           | N/A          | 510 gr.                           | 510 gr.        | 9/10       |
| ASQ 9140-4   | #9   | 14'    | 660 gr.             | N/A           | N/A          | 570 gr.                           | N/A            | 10/11      |
| ASQ 10150-4  | #10  | 15'    | 720 gr.             | N/A           | N/A          | N/A                               | N/A            | 11/12      |

| NRX SPEY            |        |        | Sink-tip Spey Lines |               |              | Surface & Near Surface Spey Lines |                |            |
|---------------------|--------|--------|---------------------|---------------|--------------|-----------------------------------|----------------|------------|
| Model               | Line   | Length | Skagit Compact      | Skagit Switch | Skagit Scout | Rage Compact                      | Scandi Compact | Long Belly |
| NRX 1446-4 G Switch | #6     | 12'    | N/A                 | 390 gr.       | 390 gr.      | 360 gr.                           | 360 gr.        | N/A        |
| NRX 1686/7-4 G      | #6/7   | 14'    | 480 gr.             | N/A           | NA           | 450 gr.                           | 450 gr.        | 6/7        |
| NRX 1567/8-4 G      | #7/8   | 13'    | 510 gr.             | 480 gr.       | 480 gr.      | 450 gr.                           | 450 gr.        | 7/8        |
| NRX 1568/9-4 G      | #8/9   | 13'    | 570 gr.             | 540 gr.       | N/A          | 510 gr.                           | 510 gr.        | 9/10       |
| NRX 1688/9-4 G      | #8/9   | 14'    | 600 gr.             | N/A           | N/A          | 540 gr.                           | 540 gr.        | 9/10       |
| NRX 1509/10-4 G     | #9/10  | 12'6"  | 720 gr.             | N/A           | N/A          | N/A                               | 600 gr.        | N/A        |
| NRX1689/10-4 G      | #9/10  | 14'    | 660 gr.             | N/A           | N/A          | N/A                               | N/A            | 10/11      |
| NRX 18010/11-4 G    | #10/11 | 15'    | N/A                 | N/A           | N/A          | N/A                               | N/A            | 11/12      |

 \*Optimized line & grains for the majority of casters


# G.LOOMIS SPEY + SWITCH LINE RECOMMENDATION CHART

# AIRFLO FLY LINES

| Model                           | Line         | Length | Skagit Compact | Skagit Switch | Skagit Scout | Rage Compact | Scandi Compact | Switch Float |
|---------------------------------|--------------|--------|----------------|---------------|--------------|--------------|----------------|--------------|
| FR 150-4 Stinger GLX 28g/450gr. | #7 (450gr.)  | 12'6   | 510 gr.        | 480 gr.       | 480 gr.      | 450 gr.      | 450 gr.        | N/A          |
| FR 156-4 Stinger GLX 32g/500gr. | #8 (500gr.)  | 13'    | 570 gr.        | 540 gr.       | N/A          | 480 gr.      | 480 gr.        | N/A          |
| FR 162-4 Stinger GLX 36g/550gr. | #9 (550gr.)  | 13'6   | 600 gr.        | N/A           | N/A          | 540 gr.      | 540 gr.        | N/A          |
| FR 181-4 Stinger GLX 45g/700gr. | #11 (700gr.) | 15'1   | 750 gr.        | N/A           | N/A          | N/A          | N/A            | N/A          |

| GLX GREASED LINE        |       |        | Sink-Tip Spey Lines |     | Surface & Near Surface Spey Lines |     |     |  |
|-------------------------|-------|--------|---------------------|-----|-----------------------------------|-----|-----|--|
| Model                   | Line  | Length | Skagit Compact      | N/A | Long Belly                        | N/A | N/A |  |
| FR 1807/8-4 RR GL GLX   | 7/8   | 15'    | 540 gr.             | N/A | 7/8                               | N/A | N/A |  |
| FR 1688/9-4 RR GL GLX   | 8/9   | 14'    | 600 gr.             | N/A | 8/9                               | N/A | N/A |  |
| FR 1808/9-4 RR GL GLX   | 8/9   | 15'    | 600 gr.             | N/A | 8/9                               | N/A | N/A |  |
| FR 1809/10-4 RR GL GLX  | 9/10  | 15'    | 660 gr.             | N/A | 9/10                              | N/A | N/A |  |
| FR 1929/10-4 RR GL GLX  | 9/10  | 16'    | N/A                 | N/A | 9/10                              | N/A | N/A |  |
| FR 18010/11-4 RR GL GLX | 10/11 | 15'    | 720 gr.             | N/A | 10/11                             | N/A | N/A |  |
| FR 20410/11-4 RR GL GLX | 10/11 | 17'    | N/A                 | N/A | 10/11                             | N/A | N/A |  |

| GLX DREDGER                |      |        | Sink-tip Spey Lines |               |              | Surface & Near Surface Spey Lines |                |              |  |
|----------------------------|------|--------|---------------------|---------------|--------------|-----------------------------------|----------------|--------------|--|
| Model                      | Line | Length | Skagit Compact      | Skagit Switch | Skagit Scout | Rage Compact                      | Scandi Compact | Switch Float |  |
| FR 1607/8-4 RR DREDGER GLX | 7/8  | 13'4   | 480 gr.             | N/A           | N/A          | N/A                               | N/A            | N/A          |  |
| FR 1658/9-4 RR DREDGER GLX | 8/9  | 13'6   | 540 gr.             | N/A           | N/A          | N/A                               | N/A            | N/A          |  |
| FR1689/10-4 RR DREDGER GLX | 8/9  | 14'    | 660 gr.             | N/A           | N/A          | N/A                               | N/A            | N/A          |  |

 \*Optimized line & grains for the majority of casters


# G.LOOMIS SPEY + SWITCH LINE RECOMMENDATION CHART

# AIRFLO FLY LINES

| GLX SWITCH              |      |        | Sink-tip Spey Lines |               |                 | Surface & Near Surface Spey Lines |                |              |
|-------------------------|------|--------|---------------------|---------------|-----------------|-----------------------------------|----------------|--------------|
| Model                   | Line | Length | Skagit Scout        | Skagit Switch | Streamer Switch | Rage Compact                      | Scandi Compact | Switch Float |
| FR 1325-4 RR SWITCH GLX | #5   | 11'    | 360 gr.             | 360 gr.       | 360 gr. (#5)    | 330 gr.                           | 330 gr.        | 330 gr. (#5) |
| FR 1327-4 RR SWITCH GLX | #7   | 11'    | 480 gr.             | 480 gr.       | N/A             | 420 gr.                           | 420 gr.        | N/A          |
| FR 1328-4 RR SWITCH GLX | #8   | 11'    | N/A                 | 540 gr.       | N/A             | 450 gr.                           | 450 gr.        | N/A          |

| PRO4x SPEY           |        |        | Sink-tip Spey Lines |               |              | Surface & Near Surface Spey Lines |                |              |
|----------------------|--------|--------|---------------------|---------------|--------------|-----------------------------------|----------------|--------------|
| Model                | Line   | Length | Skagit Compact      | Skagit Switch | Skagit Scout | Rage Compact                      | Scandi Compact | Switch Float |
| PRO-4x 1505/6-4      | #5/6   | 12'6"  | N/A                 | 390 gr.       | 390 gr.      | 360 gr.                           | 360 gr.        | N/A          |
| PRO-4x 1506/7-4      | #6/7   | 12'6"  | 480 gr.             | 450 gr.       | 450 gr.      | 390 gr.                           | 390 gr.        | N/A          |
| PRO-4x 1567/8-4 FR   | #7/8   | 13'    | 510 gr.             | 480 gr.       | 480 gr.      | 450 gr.                           | 450 gr.        | 8/9          |
| PRO-4x 1568/9-4 FR   | #8/9   | 13'    | 570 gr.             | 540 gr.       | N/A          | 510 gr.                           | 510 gr.        | 9/10         |
| PRO-4x 1689/10-4 FR  | #9/10  | 14'    | 660 gr.             | N/A           | N/A          | 540 gr.                           | 540 gr.        | 10/11        |
| PRO-4x 18010/11-4 FR | #10/11 | 15'    | 720 gr.             | N/A           | N/A          | N/A                               | N/A            | 11/12        |

| PRO4x SWITCH     |      |        | Sink-tip Spey Lines |              |                 | Surface & Near Surface Spey Lines |                |                |
|------------------|------|--------|---------------------|--------------|-----------------|-----------------------------------|----------------|----------------|
| Model            | Line | Length | Skagit Switch       | Skagit Scout | Streamer Switch | Rage Compact                      | Scandi Compact | Switch Float   |
| PRO-4x 1264-4    | #4   | 10'6"  | N/A                 | 330 gr.      | 330 gr. (4.5)   | N/A                               | N/A            | 300 gr. (#4.5) |
| PRO-4x 1265-4 FR | #5   | 10'6"  | 360 gr.             | 360 gr.      | 360 gr. (#5)    | N/A                               | N/A            | 330 gr. (#5)   |
| PRO-4x 1326-4    | #6   | 11'    | 420 gr.             | 420 gr.      | 420 gr. (#6)    | 390 gr.                           | 360 gr.        | 390 gr. (#6)   |
| PRO-4x 1327-4 FR | #7   | 11'    | 450 gr.             | 450 gr.      | N/A             | 420 gr.                           | 390 gr.        | N/A            |
| PRO-4x 1388-4    | #8   | 11'6"  | 510 gr.             | N/A          | N/A             | 480 gr.                           | 450 gr.        | N/A            |
| PRO-4x 1389-4 FR | #9   | 11'6"  | 540 gr.             | N/A          | N/A             | 510 gr.                           | 480 gr.        | N/A            |

 \*Optimized line & grains for the majority of casters